

# Chiropractic Referral Pad

Centralized scheduling: 503.253.1105 Fax: 503.535.8394



In affiliation with CDI, a national provider network for medical imaging & related services.

BETHANY FACILITY       GATEWAY FACILITY       HALL/NIMBUS FACILITY

Patient Name \_\_\_\_\_

D.O.B. \_\_\_\_\_ Phone \_\_\_\_\_

Exam Date/Time \_\_\_\_\_  Auto  Workers' Comp  Commercial/Private  No Insurance

Insurance \_\_\_\_\_ Insurance ID # \_\_\_\_\_

Date of Injury \_\_\_\_\_ Claim # \_\_\_\_\_ Attorney Name \_\_\_\_\_

**(REQUIRED) Written Diagnosis/Reason/Symptom for Exam(s).** Must include specific clinical indications (such as location, context and severity) to support medical necessity for each test.

**Is the exam/procedure related to an injury?**  No  Yes **If yes,**  Initial,  Subsequent or  Sequela

Prior Studies:  Yes  No Location of prior studies \_\_\_\_\_

Study to be read by:  Tim Sellers, DC, DACBR  Edith Dal Mas, DC, DACBR  MD Radiologist

## Physician Information

Provider Name (Print) \_\_\_\_\_ Phone \_\_\_\_\_

Provider Signature (Required) *Provider signature required. Do not use rubber stamp.* \_\_\_\_\_ Date \_\_\_\_\_

Report Only  Report & Images  Report & CD  Phone Report \_\_\_\_\_ Fax Report \_\_\_\_\_  
(Phone #) (Fax #)

## Exam Information

### X-RAY

#### Spine

- Cervical Spine (AP, APOM, Lat)  
Additional Views:  
 Flex/Ext  
 Obliques  
 APOM R/L lateral bending  
 AP, APOM, Lat, Flex, Ext, Obliques (Davis series)
- Thoracic Spine (AP, Lat)  
Additional Views:  
 AP, Lat, Swimmers
- Lumbar Spine (AP/PA, Lat)  
 AP/PA, Lat  
 Lat L/S spot  
 Axial L/S spot  
 Obliques  
 Flex/Ext  
 R/L lateral bending
- Sacrum/Coccyx  
 AP, Lat
- Scoliosis Assessment  
 AP, Lat, T/L (Thoracolumbar)
- Other spine views  
(Specify): \_\_\_\_\_

#### Upper Extremity

- Shoulder  R  L  
 Int/Ext Rotation  
 Transaxial
- Clavicle  R  L
- Acromioclavicular Joints  R  L  
 With and Without Weight-bearing
- Elbow  R  L  
 AP, Lat  
 Radial Head
- Wrist  R  L  
 PA, Lat, Obl  
 Scaphoid
- Hand  R  L  
 PA, Lat, Obl
- Fingers/Thumb  R  L  
 PA, Lat, Obl

#### Lower Extremity

- Pelvis  
 AP
- Hip  R  L  
 AP Pelvis/Frog Leg Lateral
- Knee  R  L  
 AP, Lat  
 Tunnel  
 Sunrise
- Ankle  R  L  
 AP, Lat, Obl
- Foot  R  L  
 AP, Lat, Obl  
 Toes  
 Calcaneus

#### Chest/Thorax imaging

- Chest  
 PA, Lat  PA
- Ribs  R  L  
 Upper AP or PA, Obl, PA Chest  
 Lower AP or PA, Obl, PA Chest

### OSTEOPOROSIS SCREENING

- DXA/BMD Scan  
History of pathological fracture?  
 No  Yes
- Age-related osteoporosis w/o current pathological fracture?  
 No  Yes
- Estrogen deficiency/clinical risk for osteoporosis?  
 No  Yes
- Is patient taking FDA-approved osteoporosis drug or current long-term use of steroids?  
 No  Yes
- Including Vertebral Fracture Assessment (Gateway Only)  
 No  Yes

### MRI

- No Contrast
- IV Contrast if clinically indicated by radiologist
- Intra-articular contrast (MR Arthrogram)
- Traditional Recumbent MRI  
 Cervical Spine  
 Thoracic Spine  
 Lumbar Spine  
 Shoulder  R  L  BIL  
 Knee  R  L  BIL  
 Hip  R  L  BIL  
 Ankle  R  L  BIL  
 Extremity (Specify): \_\_\_\_\_  
 Other: \_\_\_\_\_

### CT

- CT Leg Length Study
- CT Spine  
(Specify): \_\_\_\_\_
- CT Extremity  
(Specify): \_\_\_\_\_

### OTHER

- (Specify): \_\_\_\_\_

**!** Please bring this form, your insurance card/payment and picture ID to your exam. Prior-authorization assistance available. NOTE: Comprehensive MRI, CT, Ultrasound, Digital Mammography and Fluoroscopy procedures are also available at EPIC Imaging.

### Arthrogram • DXA Scan

No preparation is necessary.

### CT • MRI

Please bring prior MRI, CT or X-ray films. Call for instructions.  
503.253.1105

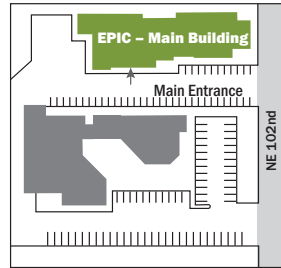
#### **GATEWAY** - Eastside (NE Portland)

**233 NE 102nd Avenue • Portland, OR 97220**

Located a short distance from Mall 205.

#### **Main Entrance**

- Take I-205 north or southbound to the Glisan Street Exit.
- Travel east on Glisan.
- Turn right on 102nd.
- Located between NE Glisan and E Burnside.



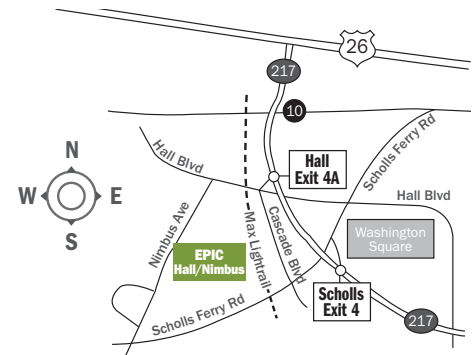
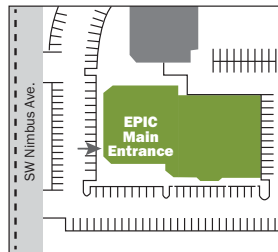
#### **HALL/NIMBUS** - Westside (Tigard/Beaverton)

**8950 SW Nimbus Avenue • Beaverton, OR 97008**

Located a short distance from Washington Square Mall

#### **Northbound on 217**

- Take Exit 4 – Scholls Ferry Road.
- At the end of exit ramp, turn left on Scholls Ferry Road.
- Turn right on Nimbus Ave.
- EPIC will be on your right.



#### **Southbound on 217**

- Take Exit 4A – Hall Boulevard.
- At the end of exit ramp, turn right on Hall Boulevard.
- Turn left at Nimbus Ave.
- EPIC will be on your left.

#### **BETHANY** - Westside (Beaverton/Hillsboro)

**1500 NW Bethany Blvd., Suite 100 • Beaverton, OR 97006**

Located in the Golden Valley Brewery parking lot.

#### **From Hwy 26**

- Take Exit 65 – Cornell Road/Bethany Boulevard
- Turn South on Bethany Boulevard
- In .1 miles, EPIC will be on your left (Cornell West Building).

